



# Acme Sanitary Ware Co. Ltd.

1/F, Acme Building, 22-28 Nanking Street, Kowloon, Hong Kong


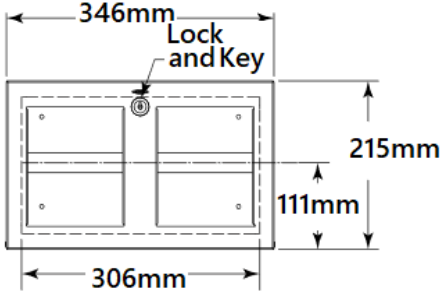
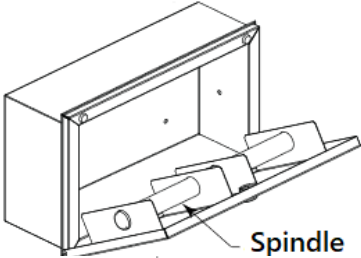
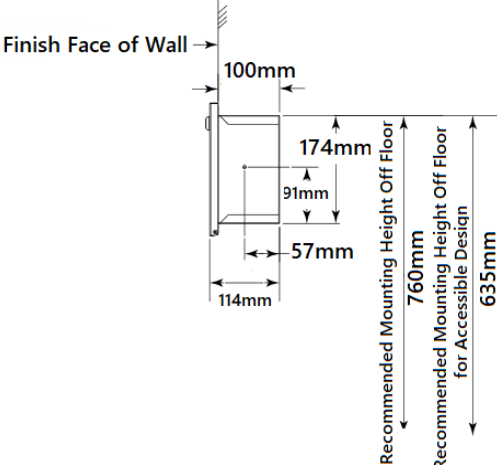
Tel: 2388 7171 Fax: 2710 8012

Email: acme@acmesanitary.com.hk

Website: www.acmesanitary.com.hk

PROJECT		REF		REV	ITEM CODE	
LOCATION		DATE			PAGE	

## SANITARY WARE SPECIFICATION SHEET

Item Descriptions	Bobrick (USA) Stainless steel recessed multi-roll toilet tissue dispenser in satin finish	<div>Illustration/ Drawing</div> <div></div> <div></div> <div></div> <div></div>									
Dimensions	L346 x W114 x H215 mm										
Model	B-35883										
Material/ Finish	Stainless Steel / Satin Finish										
Manufacturer	Bobrick Washroom Equipment Inc. (USA)										
Supplier	Acme Sanitary Ware Co. Ltd Mr. Eric Wong/ Mr. Don Yuen										
Contact Tel/Fax	(852) 2388-7171 / (852) 2710-8012										
E-mail	acme@acmesanitary.com.hk										
Website	www.acmesanitary.com.hk										
<b>MATERIALS:</b> <b>Cabinet</b> — 18-8, Type-304, heavy-gauge stainless steel. All-welded construction. Exposed surfaces have satin-finish. <b>Skirt</b> — 18-8, Type-304, stainless steel with satin-finish. <b>Door</b> — 18-8, Type-304, 20-gauge (0.9mm) stainless steel with satin-finish. Secured to cabinet with two rivets. Equipped with a tumbler lock keyed like other Bobrick washroom accessories. <b>Spindle</b> — 18-8, Type-304, 18-gauge (1.2mm), 1" diameter (25mm) stainless steel tubing with plastic end caps. Theft resistant. Removable with key provided.											
<b>OPERATION:</b> Unit holds two standard-core toilet tissue rolls up to 5-1/8" (130mm) diameter (1500 sheets). To serve vice toilet tissue dispenser, unlock door with key provided and slide spindle out on any direction.											
<b>INSTALLATION:</b> Provide framed rough wall opening 12-1/2" wide x 7-3/8" high (318 x 187mm). Minimum recessed depth required from finish face of wall is 4" (102mm). Allow clearance for construction features that may protrude into rough wall opening from opposite wall. Coordinate with mechanical engineer to avoid pipes, vents, and conduits in wall. Mount cabinet with shims between framing and cabinet at all points indicated by an S, then secure unit with (4) #10 x 1-1/4" (4.8 x 32mm) sheet-metal screws (not furnished).											
<b>Replacement Parts:</b> <table><tr><td>Knob Latch</td><td>2621-8</td></tr><tr><td>Spindle</td><td>3588-33</td></tr><tr><td>Skirt Kit</td><td>3588-53</td></tr><tr><td>Door Replacement Kit</td><td>3588-73</td></tr><tr><td>Lock and Key</td><td>388-42</td></tr></table>		Knob Latch	2621-8	Spindle	3588-33	Skirt Kit	3588-53	Door Replacement Kit	3588-73	Lock and Key	388-42
Knob Latch	2621-8										
Spindle	3588-33										
Skirt Kit	3588-53										
Door Replacement Kit	3588-73										
Lock and Key	388-42										
<div><div><b>Rough Wall Opening</b> 12-1/2" (318mm) wide 7-3/8" (187mm) high 4" (102mm) min depth</div></div>											
<b>SPECIFICATION:</b> Recessed multi-roll toilet tissue dispenser shall be Type-304 stainless steel with all-welded construction; exposed surfaces shall have satin finish. Door shall be Type-304, 20-gauge (0.9mm) secured to cabinet with two rivets; and equipped with a tumbler lock keyed like other Bobrick washroom accessories. Spindle shall be Type-304, 18-gauge (1.2mm), 1" diameter (25mm) stainless steel. Theft resistant, removable with key provided.											

Note:

\* All information of the above is for the reference only. No prior notice is made if any changes.

Source: Bobrick